

Address setting

JMP1	JMP2	HEX	Decimal
L	L	A000	-24576
H	L	A100	-24320
L	H	A200	-24064
H	H	A300	-23808

```

GAL16B8
Device = g16v8s

/** Inputs **/
PIN 2 = PHI2;
PIN 4 = RW;
PIN 5 = A000;
PIN 6 = A9;
PIN 7 = A8;
PIN 8 = JMP2;
PIN 9 = JMP1;

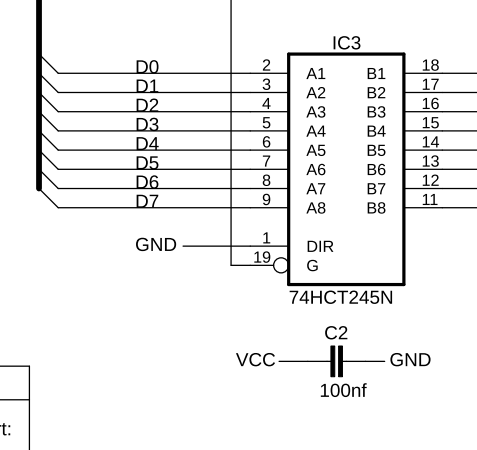
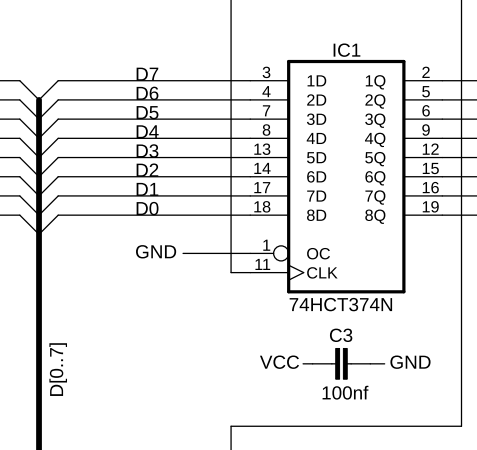
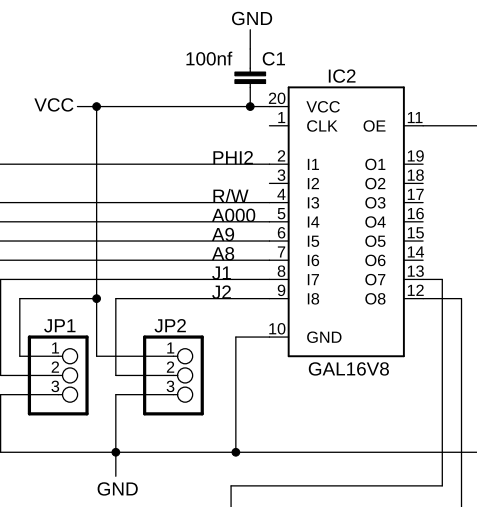
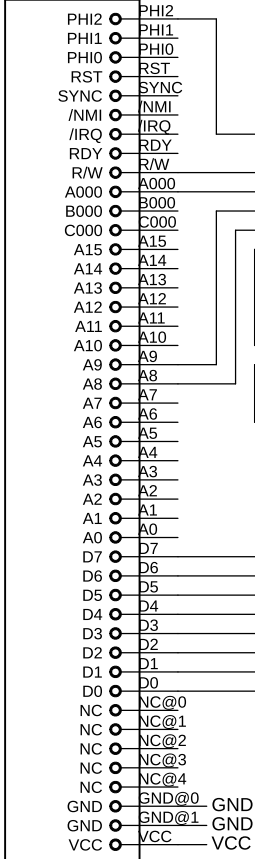
/** Outputs **/
PIN 12 = G;
PIN 13 = EN;

/** Logic Equations **/
EN = A000 &
((JMP1 & A8) & (JMP1 & A8)) &
((JMP2 & A9) & (JMP2 & A9)) &
RW & PHI2;

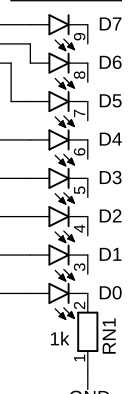
G = A000 &
((JMP1 & A8) & (JMP1 & A8)) &
((JMP2 & A9) & (JMP2 & A9)) &
RW & PHI2;

```

A-ONEBUS



Output Port



Input Port



BASIC EXAMPLE

Write to Output port:

A = 128
POKE -24576,A

Read from Input port:

B = PEEK (-24576)
PRINT B